

ARCHITECTURE OF THE LIGHT



**E.T.T.**  
**LED**

SISTEMI LED a BINARIO ELETTRIFICATO MAGNETICO 48Vdc  
LED SYSTEMS to MAGNETIC TRUCK LOW VOLTAGE 48Vdc

# EASY LIGHT Power LED

10 Years Warranty

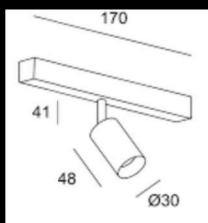
Interno / esterno - indoor / outdoor

Code/Art. **Atom 5 LED Track – 48Vdc** ( 4,6W - lm 270 ) IP44

Code/Art. **Atom 15 LED Track – 48Vdc** ( 15W - lm 930 ) IP44

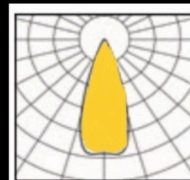
Atom 5 LED Track SPOT High Power LED

Atom 5 LED Track SPOT High Power LED




Beam

38°

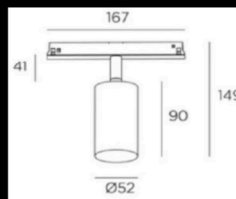


Finitura / Finishing



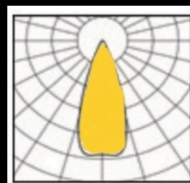
Atom 15 LED Track SPOT High Power LED

Atom 15 LED Track SPOT High Power LED



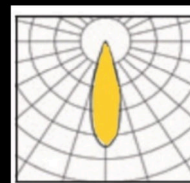
Beam

38°




Beam

24°

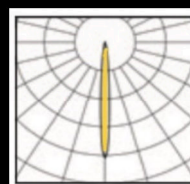


Finitura / Finishing



Beam

8°



Long Life Power Led



[www.ett-led.com](http://www.ett-led.com)

# EASY LIGHT Power LED

10 Years Warranty

I Atom 5 - Atom 15 LED Track SPOT High Power LED

I Atom 5 - Atom 15 LED Track SPOT High Power LED

<b>Code/Art. Atom 50 LED Track</b>			
LED Module 1 x 4,6	Power Watt : 4,6	Driver : 48 Vdc	
<b>Code/Art. Atom 15 LED Track</b>			
LED Module 1 x 15	Power Watt : 15	Driver : 48 Vdc	
Protection Class : IP44	EN 60529 Class		
Struttura in alluminio e Diffusore : Nero / Bianco/ Alluminio / Oro <i>Painted aluminum structure and diffuser : Black / White / Aluminium / Gold</i>			
Code/Art.	Dimensioni diametro 30mm h48mm		
<b>Atom 5 LED Track</b>	<i>Dimensions diametro 30mm h48mm</i>		
LED CRI>90 Lente : 38° <i>LED CRI&gt;90 Beam : 38°</i>			
Code/Art.	Dimensioni diametro 52mm h90mm		
<b>Atom 15 LED Track</b>	<i>Dimensions diametro 52mm h90mm</i>		
LED CRI>90 Lente : 38° / 24° / 8° <i>LED CRI&gt;90 Beam : 38° / 24° / 8°</i>			
Alimentazione 48Vdc ON/OFF tramite Binario elettrificato con Alimentatore remoto <i>Power Supply 48Vdc ON/OFF by Track Low voltage with Remote LED Driver</i>			
Optional : Alimentatore Dimmer :DALI <i>Optional : Dimmable LED Driver :DALI</i>			
Possibilità di collegamento elettrico tra più articoli <i>Possibility of electrical connection between more items</i>			
Code / Art.	Kelvin grades / Color Temperature LED	Lumen lm	
Atom 5 LED -12	■ Warm White 3000K	270	
Atom 5 LED -12e	■ Extra Warm White 2700K	230	
Atom 15 LED -12	■ Warm White 3000K	930	
Atom 15 LED -12e	■ Extra Warm White 2700K	900	

# EASY LIGHT Power LED

10 Years Warranty

Interno / esterno - indoor / outdoor

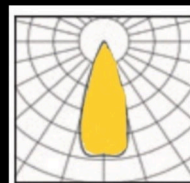
Code/Art. **Bento 6 LED Track – 48Vdc** ( 6 x 1,2W - 6 x lm 180 ) IP44

6 LED Track SPOT High Power LED

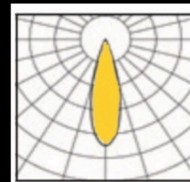
6 LED Track SPOT High Power LED



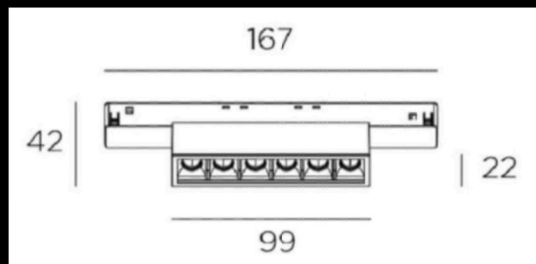
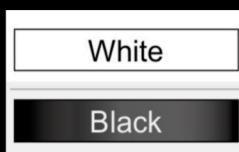
Beam  
50°



Beam  
25°



Finitura / Finishing



Long Life Power Led




[www.ett-led.com](http://www.ett-led.com)

# EASY LIGHT Power LED

10 Years Warranty

6 LED Track SPOT High Power LED

6 LED Track SPOT High Power LED

<b>Code/Art. Bento 6 LED Track</b>					
<b>LED Module 6 x 1,2</b>	<b>Power Watt : 8</b>	<b>Driver : 48 Vdc</b>			
Protection Class : <b>IP44</b>	<b>EN 60529 Class</b>				<b>RoHS</b>
Struttura in alluminio e Diffusore : Nero / Bianco <i>Painted aluminum structure and diffuser : Black / White</i>					
LED CRI>90 con protezione trasparente resistente ai raggi UV Lente : 50°/25° <i>LED CRI&gt;90 with UV resistant polycarbonate transparent protection Beam : 50°/25°</i>					
Code/Art.	Dimensioni 170 x 22 x h42mm				
<b>Bento 6 LED Track</b> <i>Dimensions 170 x 22 x h42mm</i>					
Alimentazione 48Vdc ON/OFF tramite Binario elettrificato con Alimentatore remoto <i>Power Supply 48Vdc ON/OFF by Track Low voltage with Remote LED Driver</i>					
Optional : Alimentatore Dimmer :DALI <i>Optional : Dimmable LED Driver :DALI</i>					
Possibilità di collegamento elettrico tra più articoli <i>Possibility of electrical connection between more items</i>					
<b>Code / Art.</b>	<b>Kelvin grades / Color Temperature LED</b>				<b>Lumen lm</b>
Bento 6 LED -12 25°	■ Warm White 3000K				6x180
Bento 6 LED -12e 25°	■ Extra Warm White 2700K				6x170

Long Life Power Led

[www.ett-led.com](http://www.ett-led.com)

# EASY LIGHT Power LED


10 Years Warranty

Interno / esterno - indoor / outdoor

Code/Art. **Bento 12 LED Track** – 48Vdc ( 12 x 1,2W – 12 x lm 180 ) IP44

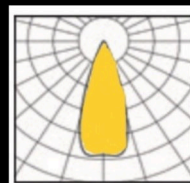
12 LED Track SPOT High Power LED

12 LED Track SPOT High Power LED



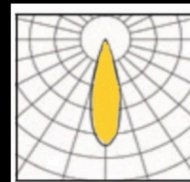
Beam

50°



Beam

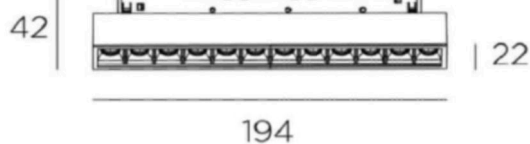
25°



Finitura / Finishing

White

Black



Long Life Power Led






[www.ett-led.com](http://www.ett-led.com)

# EASY LIGHT Power LED

10 Years Warranty

12 LED Track SPOT High Power LED

12 LED Track SPOT High Power LED

Code/Art. Bento 12 LED Track		LED Module 12 x 1,2		Power Watt : 15	Driver : 48 Vdc
Protection Class : IP44	EN 60529	Class			 <b>RoHS</b>
Struttura in alluminio e Diffusore : Nero / Bianco <i>Painted aluminum structure and diffuser : Black / White</i>					
LED CRI>90 con protezione trasparente resistente ai raggi UV Lente : 50°/25° <i>LED CRI&gt;90 with UV resistant polycarbonate transparent protection Beam : 50°/25°</i>					
Code/Art. Dimensioni 194 x 22 x h42mm <b>Bento 12 LED Track</b> <i>Dimensions 194 x 22 x h42mm</i>					
Alimentazione 48Vdc ON/OFF tramite Binario elettrificato con Alimentatore remoto <i>Power Supply 48Vdc ON/OFF by Track Low voltage with Remote LED Driver</i>					
Optional : Alimentatore Dimmer :DALI <i>Optional : Dimmable LED Driver :DALI</i>					
Possibilità di collegamento elettrico tra più articoli <i>Possibility of electrical connection between more items</i>					
Code / Art.	Kelvin grades / Color Temperature LED				Lumen lm
Bento 12 LED -12 25°	 Warm White 3000K				12x180
Bento 12 LED -12e 25°	 Extra Warm White 2700K				12x170

Long Life Power Led

[www.ett-led.com](http://www.ett-led.com)

# EASY LIGHT Power LED



10 Years Warranty

Interno / esterno - indoor / outdoor

Code/Art. **Punto 5 LED Track – 48Vdc ( 5W - lm 330 ) IP44**

Sospensione LED Track SPOT High Power LED

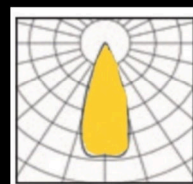
LED Track SPOT Suspension High Power LED



Finitura / Finishing



Beam  
38°



Long Life Power Led

[www.ett-led.com](http://www.ett-led.com)






# EASY LIGHT Power LED

10 Years Warranty

Sospensione LED Track SPOT High Power LED

LED Track SPOT Suspension High Power LED

<b>Code/Art. Punto 5 LED Track</b>					
<b>LED Module 1 x 5</b>		<b>Power Watt : 5</b>		<b>Driver : 48 Vdc</b>	
Protection Class : <b>IP44</b>		<b>EN 60529 Class</b>			  <b>RoHS</b>
Struttura in alluminio e Diffusore : Nero / Bianco <i>Painted aluminum structure and diffuser : Black / White</i>					
LED CRI>90 Lente : 38° <i>LED CRI&gt;90 Beam : 38°</i>					
Code/Art. Dimensioni Diametro 50mm <b>Punto 5 LED Track</b> <i>Dimensions Diametro 50mm</i>					
Alimentazione 48Vdc ON/OFF tramite Binario elettrificato con Alimentatore remoto <i>Power Supply 48Vdc ON/OFF by Track Low voltage with Remote LED Driver</i>					
Possibilità di collegamento elettrico tra più articoli <i>Possibility of electrical connection between more items</i>					
<b>Code / Art.</b>	<b>Kelvin grades / Color Temperature LED</b>			<b>Lumen lm</b>	
Punto 5 LED -12	■ Warm White 3000K			330	
Punto 5 LED -12e	■ Extra Warm White 2700K			290	

Long Life Power Led

[www.ett-led.com](http://www.ett-led.com)

# EASY LIGHT Power LED

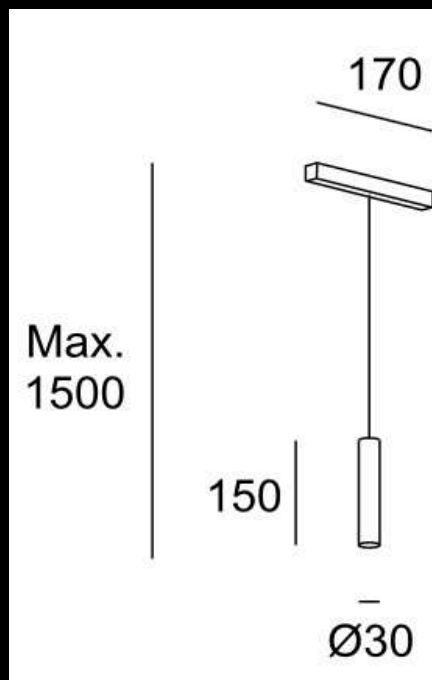
10 Years Warranty

Interno / esterno - indoor / outdoor

Code/Art. **Vela 5 LED Track – 48Vdc** ( 4,6W - Im 270 ) IP44

Sospensione LED Track SPOT High Power LED

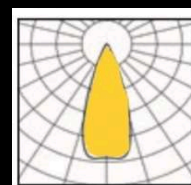
LED Track suspension SPOT High Power LED



Finitura / Finishing



Beam  
38°



Long Life Power Led




[www.ett-led.com](http://www.ett-led.com)

# EASY LIGHT Power LED

10 Years Warranty

Sospensione LED Track SPOT High Power LED

LED Track suspension SPOT High Power LED

<b>Code/Art. Vela 5 LED Track</b>					
<b>LED Module 1 x 4,6</b>	<b>Power Watt : 4,6</b>	<b>Driver : 48 Vdc</b>			
Protection Class : <b>IP44</b>	<b>EN 60529 Class</b>				<b>RoHS</b>
Struttura in alluminio : Nero / Alluminio / Oro <i>Painted aluminum structure : Black / Aluminium / Gold</i>					
LED CRI>90 Lente : 38° <i>LED CRI&gt;90 Beam : 38°</i>					
Code/Art. Dimensioni diametro 30mm h150mm <b>Vela 5 LED Track</b> <i>Dimensions diametro 30mm h150mm</i>					
Alimentazione 48Vdc ON/OFF tramite Binario elettrificato con Alimentatore remoto <i>Power Supply 48Vdc ON/OFF by Track Low voltage with Remote LED Driver</i>					
Optional : Alimentatore Dimmer :DALI <i>Optional : Dimmable LED Driver :DALI</i>					
Possibilità di collegamento elettrico tra più articoli <i>Possibility of electrical connection between more items</i>					
<b>Code / Art.</b>	<b>Kelvin grades / Color Temperature LED</b>				<b>Lumen lm</b>
Vela 5 LED -12	■ Warm White 3000K				270
Vela 5 LED -12e	■ Extra Warm White 2700K				230

Long Life Power Led

[www.ett-led.com](http://www.ett-led.com)

# EASY LIGHT Power LED

10 Years Warranty

Interno / esterno - indoor / outdoor

Code/Art. **Infinite 50 LED Track – 48Vdc** ( 7W - lm 660 ) IP44

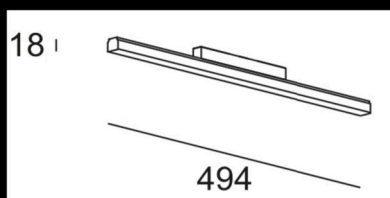
Code/Art. **Infinite 100 LED Track – 48Vdc** ( 14W - lm 1240 ) IP44

Infinite 50 Bar LED Track High Power LED

Beam

*Infinite 50 Bar LED Track High Power LED*

120°

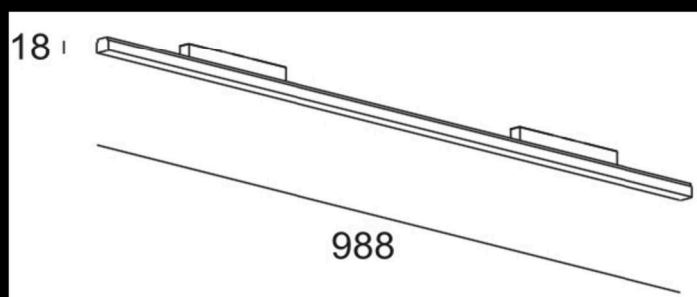


Infinite 100 Bar LED Track High Power LED

Beam

*Infinite 100 Bar LED Track High Power LED*

120°



Finitura / Finishing



Long Life Power Led



[www.ett-led.com](http://www.ett-led.com)

# EASY LIGHT Power LED

10 Years Warranty

Infinite 50 – 100 Bar LED Track High Power LED

Infinite 50 – 100 Bar LED Track High Power LED

Code/Art. Infinite 50 LED Track		Power Watt : 7		Driver : 48 Vdc	
LED Module 1 x 7					
Code/Art. Infinite 100 LED Track		Power Watt : 14		Driver : 48 Vdc	
LED Module 1 x 14					
Protection Class : IP44		EN 60529 Class			CE RoHS
Struttura in alluminio e Diffusore : Nero <i>Painted aluminum structure and diffuser : Black</i>					
LED CRI>90 con Diffusore Opale <i>LED CRI&gt;90 with Opal diffusor</i>					
Code/Art.		Dimensioni 494 x 18 x h18mm			
Infinite 50 LED Track		<i>Dimensions 494 x 18 x h18mm</i>			
Code/Art.		Dimensioni 998 x 18 x h18mm			
Infinite 100 LED Track		<i>Dimensions 998 x 18 x h18mm</i>			
Alimentazione 48Vdc ON/OFF tramite Binario elettrificato con Alimentatore remoto <i>Power Supply 48Vdc ON/OFF by Track Low voltage with Remote LED Driver</i>					
Optional : Alimentatore Dimmer :DALI <i>Optional : Dimmable LED Driver :DALI</i>					
Possibilità di collegamento elettrico tra più articoli <i>Possibility of electrical connection between more items</i>					
Code / Art.	Kelvin grades / Color Temperature LED			Lumen lm	
Infinite 50 LED -12	■ Warm White 3000K			660	
Infinite 50 LED -12e	■ Extra Warm White 2700K			630	
Infinite 100 LED -12	■ Warm White 3000K			1240	
Infinite 100 LED -12e	■ Extra Warm White 2700K			1190	

Long Life Power Led

[www.ett-led.com](http://www.ett-led.com)

# EASY LIGHT Power LED

Interno - indoor

Code/Art. **BIN Track 48Vdc** IP20

Code/Art. **BIN Track 48Vdc** raso gesso IP20

BINARIO ELETRIFICATO per Sistemi LED 48Vdc

**TRACK for LED Systems 48Vdc**




Track Low Voltage Surfaced & Pendant

Bassa tensione



Track Low Voltage Recessed

Bassa tensione



Track Low Voltage Up&Down

Bassa tensione

White

Black

Disponibile : 1m – 2m - 3m  
Available : 1m – 2m - 3m

Long Life Power Led

[www.ett-led.com](http://www.ett-led.com)